

EnerPHit Retrofit Plan

Target standard: EnerPHit Classic



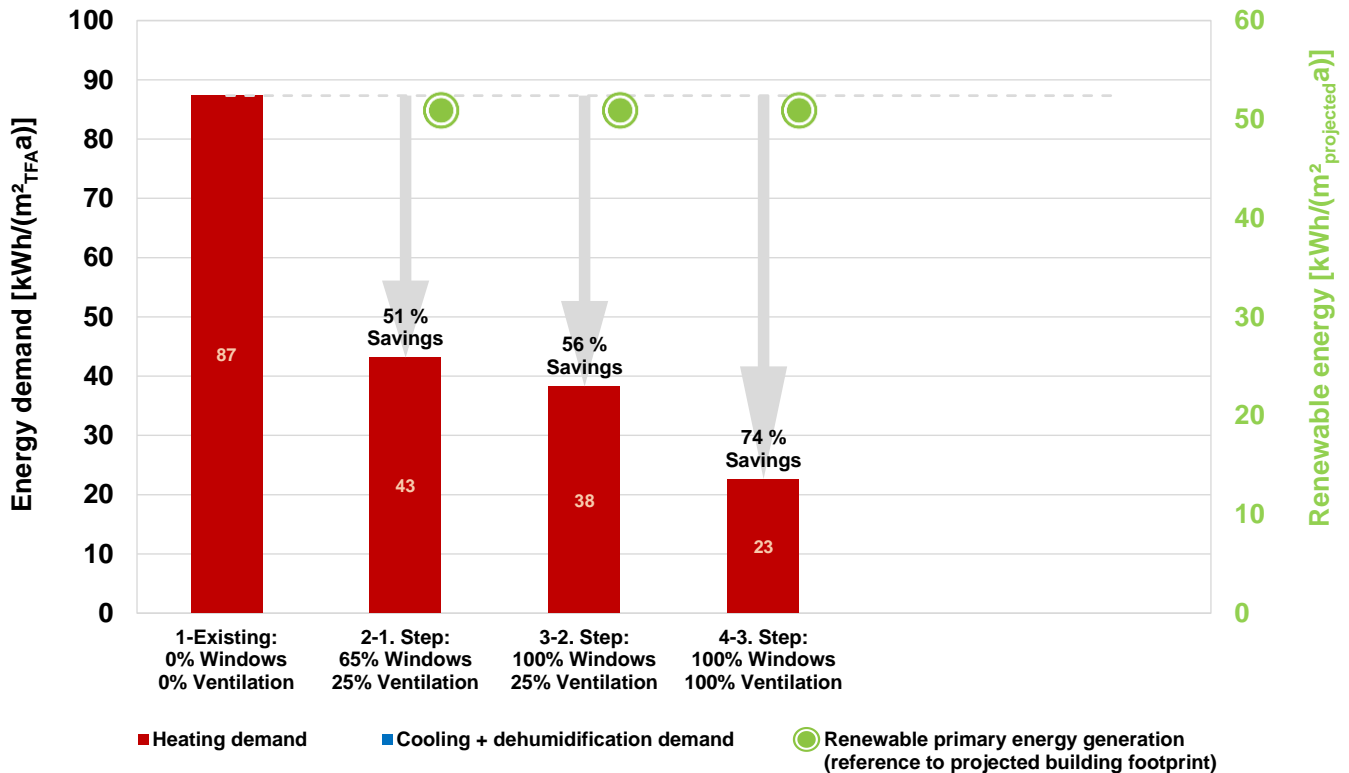
Co-funded by the Intelligent Energy Europe Programme of the European Union



Object:	Multi-family house		
	Passivhaus street 1		
	12345	Innsbruck	
		AT-Austria	
	residential building		
Climate data set:	AT0032b-Innsbruck		
Climate zone:	3: Cool, temperate	Altitude of location:	578
Owner:	Owner		
	Street 2		
	12345	Passive City	
		DE-Germany	
Pre-Certification:	Passivhaus Certification		
	Passive street 12		
	12345	Passive City	
		DE-Germany	
Year of construction:	1945/2018		
No. of dwelling units:	49		
Interior temp. winter [°C]:	20.0	Interior temp. summer [°C]:	25.0
Treated floor area:	3500.3	No. of occupants:	107.8

Energy consulting:	Passivhaus Certification		
	Passive street 12		
	12345	Passive City	
		DE-Germany	

Energy demand and generation over the retrofit steps



I confirm that the values given herein have been determined following the PHPP methodology and based on the characteristic values of the building. The PHPP calculations are attached to this verification.

First name	John	Last name	Smith	Signature
Company	Passive House Certification	Issued (date)	21.07.2021	City
			Passive city	

Dear building owner,

in the next few years you intend to modernise your building and to improve stepwise its level of thermal protection. This "EnerPHit Retrofit Plan" will help you to make the right decisions at each step.

EnerPHit Standard

In the case of refurbishments of existing buildings, it is not always possible to fully achieve the Passive House Standard with reasonable effort. The reasons for this lie e.g. in the unavoidable thermal bridges due to existing basement walls. For such buildings, the Passive House Institute has developed the EnerPHit Standard. With the use of Passive House components, EnerPHit retrofitted buildings offer almost all the advantages of a Passive House building with optimum cost-effectiveness at the same time:

- Comfortable living with uniformly warm walls, floors and windows
- Draughts, condensation and mould growth are no longer a problem
- Permanent supply of fresh air with a pleasant temperature
- Independence from energy price fluctuations
- Financial profits from the very first year on due to up to 90 % reduced heating costs
- Climate protection due to decreased CO₂ emissions of the same scale

EnerPHit Retrofit Plan

Most buildings are modernised in a step-by-step way when the respective building component needs to be renewed. Advantage can be taken of such opportunities to carry out future-oriented improvements to the thermal protection of the building. For example, if the façade already needs to be renewed anyway, the extra effort for thermal protection of the exterior wall to the Passive House quality at the same time will be manageable. Nevertheless, many interdependencies exist between individual energy efficiency measures, so that a good standard of thermal protection can only be achieved cost-effectively if an overall concept is prepared for the entire building prior to the first modernisation step. With the modernisation route planner, such an overall concept will be worked out for you by your Passive House Designer or energy consultant. This offers you the following advantages:

- Preparing for future steps already with today's measures will save costs on the whole and will ensure an optimal final outcome.
- An excellent final outcome can only be achieved if each individual step is implemented with the appropriate quality (EnerPHit-Standard).
- Once the overall concept has been prepared, it is available for every further step and thus facilitates the planning process (you don't have to start from the beginning every time).
- The energy demand is stated for each step.
- The approximate time points for upcoming refurbishment measures are stated in the general plan. This serves as a valuable aid for personal finance planning.

Pre-certification

The modernisation route planner as well as other relevant documents can be checked by a PHI accredited certifier for additional quality assurance. If the examination shows that the EnerPHit Standard will be achieved with the implementation of all planned measures, then the first step can be carried out. After this a preliminary EnerPHit certificate can then be issued for the building. If quality assurance is continued accordingly for each step, then the full EnerPHit certificate will be issued for the building upon completion of the last step. A preliminary certificate increases the value of your building because its potential is clearly demonstrated. It also increases the credibility of the refurbishment concept in the context of talks with the bank e.g. because the achievable cost saving is available in a reliably calculated way. Apart from that, you can demonstrate to the outside world that you are committed to climate protection.

I wish you every success with your retrofit project!

John Smith (Passive House Certification)

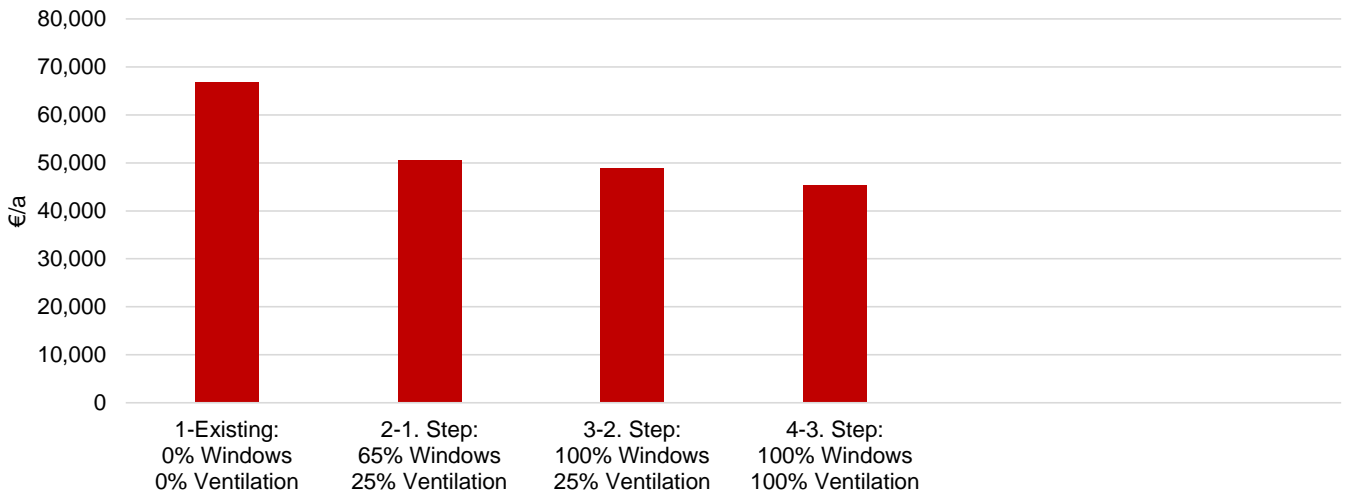
Overview of measures

Source file: 'PHPP_V9.7_MFH_PRE-CERTIFICATE.xlsm' (PHPP version: 9.7)

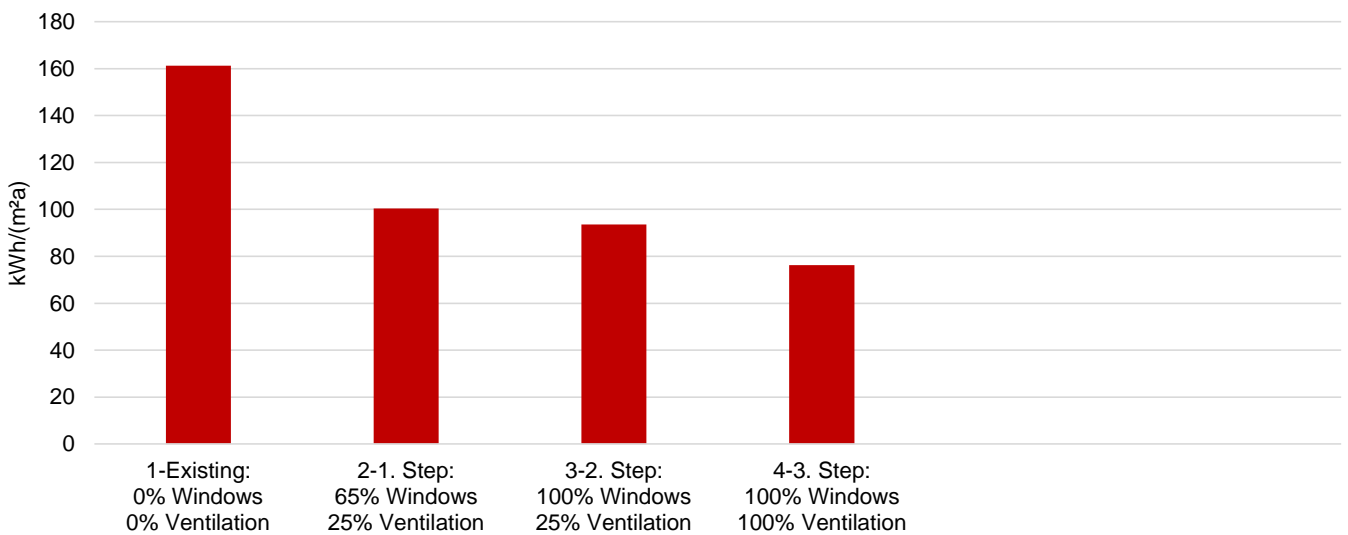
EnerPHit Retrofit Plan: Multi-family house, Passive City, AT-Austria

Retrofit step No.	1-Existing: 0% Windows 0% Ventilation	2-1. Step: 65% Windows 25% Ventilation	3-2. Step: 100% Windows 25% Ventilation	4-3. Step: 100% Windows 100% Ventilation			Criteria	Alternative criteria
Year	1945	2018	2030	2040				
Measures								
Occasion ("anyway measure")	a	Window replacement	Window replacement					
Energy-saving measure		65% Passive House Windows	100% Passive House Windows					
Occasion ("anyway measure")	b	Plaster renewal						
Energy-saving measure		External wall insulation						
Occasion ("anyway measure")	c	Insulation eligible for approval						
Energy-saving measure		Insulation EnerPHit top floor ceiling						
Occasion ("anyway measure")	d	Front door replacement						
Energy-saving measure		Passive house door						
Occasion ("anyway measure")	e	Mould prevention	Mould prevention	Mould prevention				
Energy-saving measure		25% ventilation system with heat recovery	25% ventilation system with heat recovery	100% ventilation system with heat recovery				
Occasion ("anyway measure")	f	no						
Energy-saving measure		Photovoltaic system						
Occasion ("anyway measure")	g							
Energy-saving measure								
Occasion ("anyway measure")	h							
Energy-saving measure								
Component characteristics								
Wall to ambient air, ext. insulation (U-value)	[W/(m²K)]	0.42	0.15	0.15	0.15			
Roof (U-value)	[W/(m²K)]	0.27	0.12	0.12	0.12			
Building envelope to ambient (U value)	[W/(m²K)]	0.39	0.14	0.14	0.14			- -
Wall to ground, ext. insulation (U-value)	[W/(m²K)]							
Basement ceiling / floor slab (U-value)	[W/(m²K)]	0.96	0.96	0.96	0.96			- -
Building envelope to ground (U-value)	[W/(m²K)]	0.96	0.96	0.96	0.96			- -
Wall, int. insulation to ambient air (U-Value)	[W/(m²K)]	-	-	-	-			- -
Wall, int. insulation to ground (U-Value)	[W/(m²K)]	-	-	-	-			- -
Flat roof (solar reflection index, SRI)	[W/(m²K)]	45.20	45.20	45.20	45.20			- -
Inclined and vertical external surface (SRI)	[W/(m²K)]	45	45	45	45			- -
Windows / doors (U _{installed})	[W/(m²K)]	1.63	1.14	0.95	0.95			- -
Windows (U _{W,installed})	[W/(m²K)]	-	-	-	-			- -
Windows (U _{W,installed})	[W/(m²K)]	-	-	-	-			- -
Glazing (g-value)	[]	0.60	0.53	0.50	0.50			- -
Glazing/sun protection (max. solar load)	[kWh/(m²a)]	82	60	55	55			- -
Ventilation (effective heat recovery efficiency)	[%]		15	15	73			- -
Ventilation (effective humidity recovery efficiency)	[%]		0	0	0			- -
Airchange at press. test n ₅₀	[1/h]	3.5	1.2	0.8	0.8			1.0 -
Building characteristics								
Heating demand	[kWh/(m²a)]	87	43	38	23			25 -
Heating load	[W/m²]	51	27	24	17			- -
Cooling + dehumidification demand	[kWh/(m²a)]	-	-	-	-			- -
Cooling load	[kWh/(m²a)]	-	-	-	-			- -
Frequency of overheating (> 25 °C)	[%]	0	0	0	0			10 -
Frequency of exc. high humidity (> 12 g/kg)	[%]	0	0	0	0			20 -
Non-renewable primary energy (PE demand)	[kWh/(m²a)]	158	117	112	102			- -
Renewable primary energy (PER demand)	[kWh/(m²a)]	161	100	94	76			67 76
Renewable primary energy generation (reference to projected building footprint)	[kWh/(m²a)]	0	51	51	51			- 44
Criteria fulfilled for EnerPHit Classic?		no	no	no	yes			

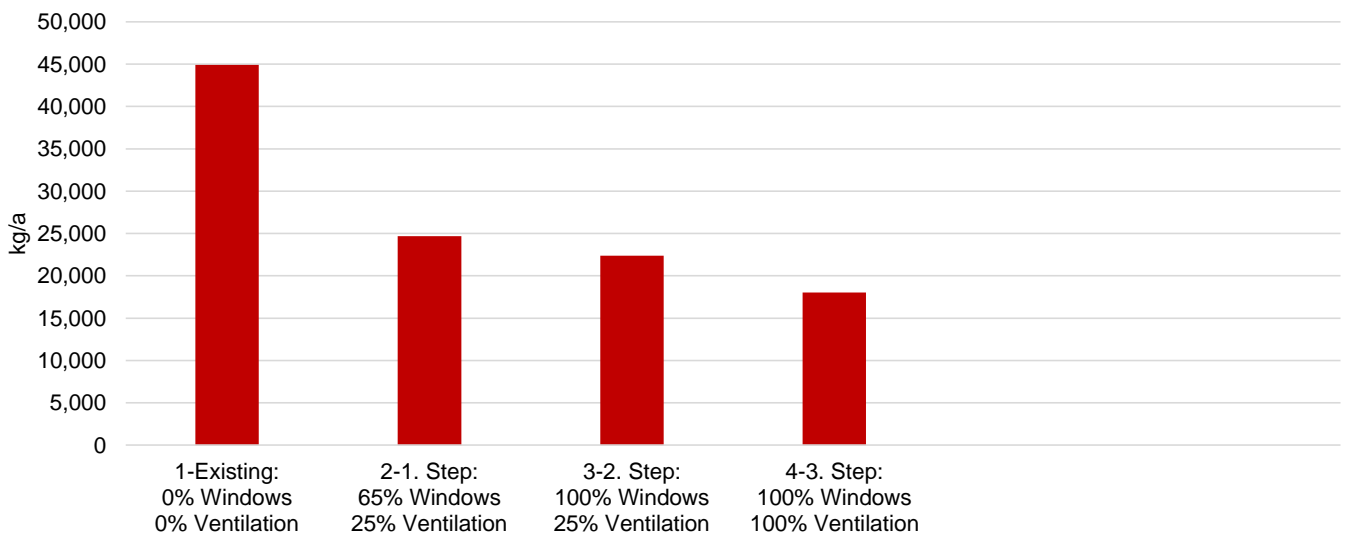
Expected energy costs (total of all energy use in the building)



Renewable primary energy (PER demand)



CO2 emissions (calculated with today's boundary conditions)



Building assemblies (U-values)

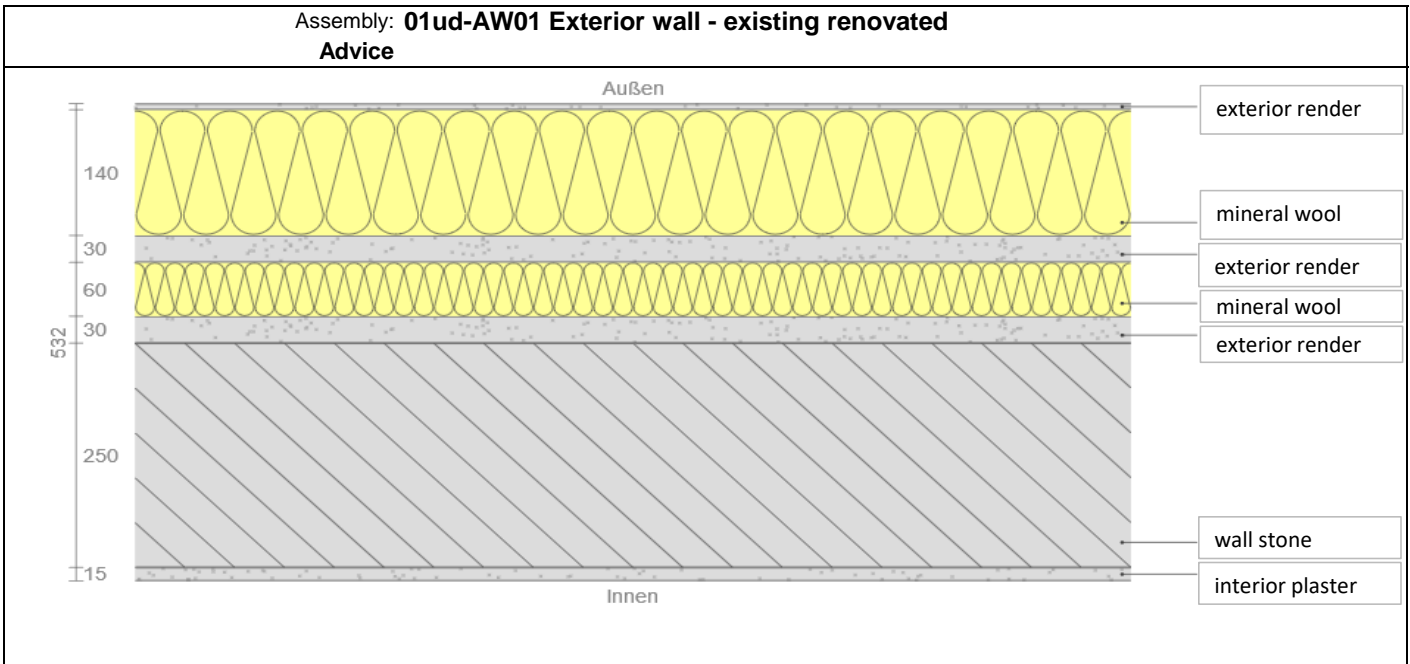
Source file: 'PHPP_V9.7_MFH_PRE-CERTIFICATE.xlsm' (PHPP version: 9.7)

EnerPHit Retrofit Plan: Multi-family house, Passive City, AT-Austria

Assembly:	01ud-AW01 Exterior wall - existing renovated	Area:	0.0 m ²
Areas with this assembly:	Wall_052_W, Wall_053_N, Wall_054_E,		

Retrofit step:		1-Existing: 0% Windows 0% Ventilation				
Subarea 1	I [W/(mK)]	Subarea 2 (optional)	I [W/(mK)]	Subarea 3 (optional)	I [W/(mK)]	Thickness [mm]
Interior plaster	0.470					15
Wall stone	0.324					250
Exterior render	0.700					30
Mineral wool	0.040					60
Exterior render	0.700					30
Mineral wool	0.034					0
Exterior render	0.700					7
Fraction subarea 1		Fraction subarea 2		Fraction subarea 3		Total
100%		0%		0%		39.2 cm
U-value supplement	0	W/(m ² K)		U-value:		0.389 W/(m ² K)

Retrofit step:		2-1. Step: 65% Windows 25% Ventilation				
Subarea 1	I [W/(mK)]	Subarea 2 (optional)	I [W/(mK)]	Subarea 3 (optional)	I [W/(mK)]	Thickness [mm]
Interior plaster	0.470					15
Wall stone	0.324					250
Exterior render	0.700					30
Mineral wool	0.040					60
Exterior render	0.700					30
Mineral wool	0.034					140
Exterior render	0.700					7
Fraction subarea 1		Fraction subarea 2		Fraction subarea 3		Total
100%		0%		0%		53.2 cm
U-value supplement	0	W/(m ² K)		U-value:		0.150 W/(m ² K)



Within the scope of the 1st retrofit step of the EnerPHit renovation an additional thermal insulation composite system with 140mm mineral wool ($\lambda = 0,034$ W/(mK)) insulation to the already existing 6cm mineral wool insulation was mounted. With this measure the facade is suited for Passive House Standard (U-value= 0.15 W/(m²K)). In addition, sufficient measures were taken for minimized thermal bridges from perimeter to the facade insulation (perimeter: $\psi \leq 0,045$ W/mK).

Building assemblies (U-values)

Source file: 'PHPP_V9.7_MFH_PRE-CERTIFICATE.xlsm' (PHPP version: 9.7)

EnerPHit Retrofit Plan: Multi-family house, Passive City, AT-Austria

Assembly: **08ud-DD01 Ceiling under flats** Area: 0.0 m²
 Areas with this assembly: **Floor slab_042_D**

Retrofit step: **1-Existing: 0% Windows 0% Ventilation**

Subarea 1	I [W/(mK)]	Subarea 2 (optional)	I [W/(mK)]	Subarea 3 (optional)	I [W/(mK)]	Thickness [mm]
Existing false ceiling	0.352					300
Fraction subarea 1		Fraction subarea 2		Fraction subarea 3		Total
100%		0%		0%		30.0 cm
U-value supplement	0	W/(m ² K)		U-value:		0.839 W/(m ² K)

Retrofit step: **2-1. Step: 65% Windows 25% Ventilation**

Subarea 1	I [W/(mK)]	Subarea 2 (optional)	I [W/(mK)]	Subarea 3 (optional)	I [W/(mK)]	Thickness [mm]
Existing false ceiling	0.352					300
Fraction subarea 1		Fraction subarea 2		Fraction subarea 3		Total
100%		0%		0%		30.0 cm
U-value supplement	0	W/(m ² K)		U-value:		0.839 W/(m ² K)

Assembly: **08ud-DD01 Ceiling under flats**
Advice

A fire-restraining insulation with the strength of 100 mm ($\lambda = 0,036$ W/(mK)) already exists. Because of the local building legislation concerning too low space height no other insulation can be raised here.
 The commercial units in ground floor is heated -> no heat losses.

Window (glazing and frame)

Source file: 'PHPP_V9.7_MFH_PRE-CERTIFICATE.xlsm' (PHPP version: 9.7)

EnerPHit Retrofit Plan: Multi-family house, Passive City, AT-Austria

Window type: a-Window big 2004		Fläche: 0 m ²			
Retrofit step	Year	Glazing	U _g	Frame	U _f
1-Existing: 0% Windows 0% Ventilation	1945	02ud-Glazing 2004	1.20	03ud-Window frame big 2004	1.50
Retrofit step	Year	Glazing	U _g	Frame	U _f
3-2. Step: 100% Windows 25% Ventilation	2030	01ud-PH Glazing	0.64	01ud-PH-FRAMES: average thermal quality	1.00

Advice

Plan / sketch / image

These windows were already renewed in 2004. Large windows have been chosen here without division. In the second retrofit step the existing windows (old double glazing) became replaced by window frame constructions and glazings suitable for Passive House Standard. Special attention was placed on minimized thermal bridges concerning window installation situation and the improvement of the daylight situation by sloping lateral reveal.

Frames: highly insulated window frame (U_f value= 1 W/(m²K); ψ glass= 0,04 W/mK)

Glazing: triple low-e glazing (U_g value= 0,64 W/(m²K); g value= 0,50)

Window (glazing and frame)

Source file: 'PHPP_V9.7_MFH_PRE-CERTIFICATE.xlsm' (PHPP version: 9.7)

EnerPHit Retrofit Plan: Multi-family house, Passive City, AT-Austria

Window type: b-Window divided 2004			Fläche: 0 m ²		
Retrofit step	Year	Glazing	U _g	Frame	U _f
1-Existing 0% Windows 0% Ventilation	1945	02ud-Glazing 2004	1.20	02ud-window frame divided 2004	1.50
Retrofit step	Year	Glazing	U _g	Frame	U _f
3-2. Step: 100% Windows 25% Ventilation	2030	01ud-PH Glazing	0.64	01ud-PH-FRAMES: average thermal quality	1.00

Advice

Plan / sketch / image

These windows were already renewed in 2004. Small windows have been chosen here with division. In the second retrofit step the existing windows (old double glazing) became replaced by window frame constructions and glazings suitable for Passive House Standard. Special attention was placed on minimized thermal bridges concerning window installation situation and the improvement of the daylight situation by sloping lateral reveal.

Frames: highly insulated window frame (U_f value= 1 W/(m²K); ψ glass= 0,04 W/mK)

Glazing: triple low-e glazing (U_g value= 0,64 W/(m²K); g value= 0,50)

Window (glazing and frame)

Source file: 'PHPP_V9.7_MFH_PRE-CERTIFICATE.xlsm' (PHPP version: 9.7)

EnerPHit Retrofit Plan: Multi-family house, Passive City, AT-Austria

Window type: c-Window 2018		Fläche: 0 m ²			
Retrofit step	Year	Glazing	U _g	Frame	U _f
1-Existing 0% Windows 0% Ventilation	1945	02ud-Glazing 2004	1.20	02ud-window frame divided 2004	1.50
Retrofit step	Year	Glazing	U _g	Frame	U _f
2-1. Step: 65% Windows 25% Ventilation	2018	01ud-PH Glazing	0.64	01ud-PH-FRAMES: average thermal quality	1.00

Advice

Plan / sketch / image

In the 1st retrofit step the existing windows (old double glazing) became replaced by window frame constructions and glazings suitable for Passive House Standard. Special attention was placed on minimized thermal bridges concerning window installation situation and the improvement of the daylight situation by sloping lateral reveal.

Frames: highly insulated window frame (U_f value= 1 W/(m²K); ψ glass= 0,04 W/mK)

Glazing: triple low-e glazing (U_g value= 0,64 W/(m²K); g value= 0,50)

Ventilation systems

Source file: 'PHPP_V9.7_MFH_PRE-CERTIFICATE.xlsm' (PHPP version: 9.7)

EnerPHit Retrofit Plan: Multi-family house, Passive City, AT-Austria

Retrofit step	Year	Ventilation type	Ventilation unit	Heat recovery efficiency	Humidity recovery efficiency	Electric efficiency
1-Existing 0% Windows 0% Ventilation	1945	3-nur Fensterlüftung	-	-	-	-

Retrofit step	Year	Ventilation type	Ventilation unit	Heat recovery efficiency	Humidity recovery efficiency	Electric efficiency
2-1. Step: 65% Windows 25% Ventilation	2018	1-Balancierte PH-Lüftung mit WRG	01ud-PICHLER - LG 150 A	0.86	0	0.30

Retrofit step	Year	Ventilation type	Ventilation unit	Heat recovery efficiency	Humidity recovery efficiency	Electric efficiency
4-3. Step: 100% Windows 100% Ventilation	2040	1-Balancierte PH-Lüftung mit WRG	01ud-PICHLER - LG 150 A	0.86	0	0.30

Advice



By means of core drillings the connections installed on the outside wall.

Photovoltaics

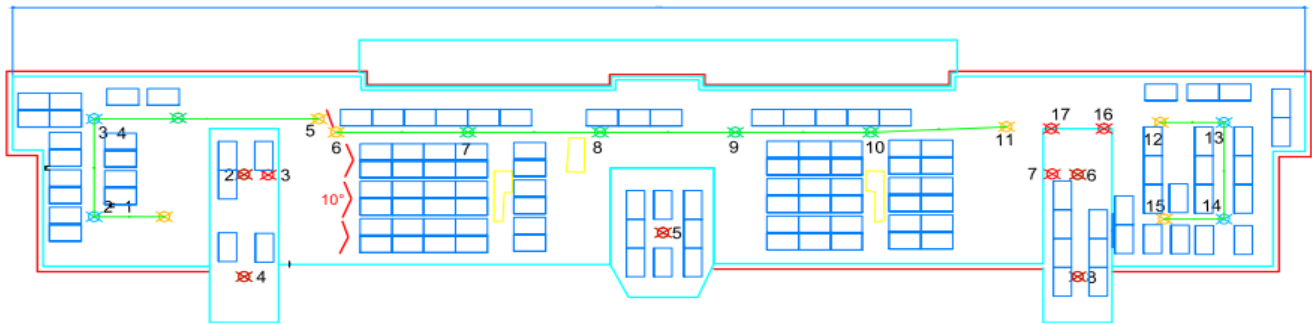
EnerPHit Retrofit Plan: Multi-family house, Passive City, AT-Austria

Step	Technology	Module area [m ²]	Location	Annual electricity yield after inverter	
				absolute [kWh/a]	related to projected building footprint area [kWh/(m ² projected a)]
1-Existing 0% Windows 0% Ventilation	Mono-Si	221.70	Roof	36344	50.8

Step	Technology	Module area [m ²]	Location	Annual electricity yield after inverter	
				absolute [kWh/a]	related to projected building footprint area [kWh/(m ² projected a)]
2-1. Step: 65% Windows 25% Ventilation	Mono-Si	221.70	Roof	36344	50.8

Advice Photovoltaics

Plan / sketch / image



The photovoltaik equipment was established according to current state of technology by the local energy supplier and is also pursued by this.

Heating & cooling

Source file: 'PHPP_V9.7_MFH_PRE-CERTIFICATE.xlsm' (PHPP version: 9.7)

EnerPHit Retrofit Plan: Multi-family house, Passive City, AT-Austria

Retrofit step:		1-Existing 0% Windows 0% Ventilation		1945	
Heating		Type	Type	Heating fraction	DHW fraction
	Primary heat generator	3-District heating, CGS	40-User determined: 90% CHP	100%	0%
	Secondary heat generator	5-Strom direkt	-	0%	100%
Cooling		used?	Seasonal performance factor		
	Supply air cooling	-	-		
	Recirculatio cooling	-	-		
	Additional dehumidification	-	-		
	Panel Cooling	-	-		

Retrofit step:		3-2. Step: 100% Windows 25% Ventilation		2030	
Heating		Type	Type	Heating fraction	DHW fraction
	Primary heat generator	3-District heating, CGS	40-User determined: 90% CHP	100%	0%
	Secondary heat generator	5-Direct electricity	-	0%	100%
Cooling		used?	Seasonal performance factor		
	Supply air cooling	-	-		
	Recirculatio cooling	-	-		
	Additional dehumidification	-	-		
	Panel Cooling	-	-		

Advice Heating & cooling

Plan / sketch / image

The supply of space heating is provided by district heating. No plans to change the heating system in the near future.